

ATLAS

MORE SKY LESS ROOF™

MORE SKY 25% LESS ROOF

CONTEMPORARY LANTERN STOCK RANGE

10 day turnaround on contemporary stock lanterns

**SPECIAL
OFFER**

Stock colours at
white prices!
(Stock sizes only)

Contemporary Lanterns

C1	1000x1500
C2	1000x2000
C3	1500x2000
C4	1500x2500
C5	1500x3000
C6	1000x2500
C7	1000x3000
C8	1500x1750
C9	1500x2250
C10	1500x2750

AVAILABLE IN

- White, grey and black
- Grey on white
- Black on white

EXTENDED RANGE

- New 4 pane contemporary style
- Minimalist design with ultra-low sightlines
- Now up to 1500 x 3000

GLAZING

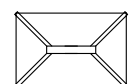
- Competitive glazed options also available

VISIBLE ELEGANCE

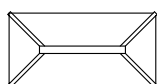
- No boss and hood
- Slim sightlines internally
- Low sightlines externally
- U Value as low as 0.9 w/m²k available

‡ Standard spec: Activ Blue or Activ Neutral with Planitherm low e internally

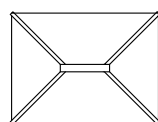
CONTEMPORARY LANTERN STYLES



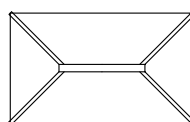
1000 X 1500



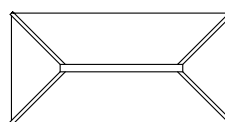
1000 X 2000



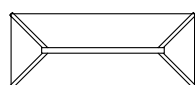
1500 X 2000



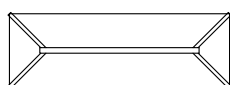
1500 X 2500



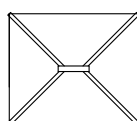
1500 X 3000



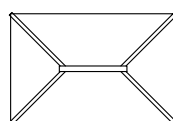
1000 X 2500



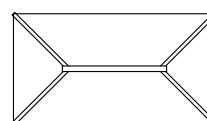
1000 X 3000



1500 X 1750




1500 X 2250



1500 X 2750

LEARN MORE

For a no obligation quotation, call **01932 246000** or email weybridge@teamframes.com



“PROPORTION IS
A CENTRAL PRINCIPLE OF
ARCHITECTURAL THEORY”

WIKIPEDIA

ATLAS THE FACTS

SLIMMER

- 60% slimmer internal ridge than alternatives
- 38% slimmer internal hip than alternatives
- Over 50% lower external bulk

STRONGER

- Tested to wind pressure of up to 1.32 KNm-2
- Structural ringbeam supplied with Atlas lantern roof kits doesn't rely on the structural stability of the builders kerb on site
- Pressure plated system for extra security

FITTER FRIENDLY

- No need for excess silicone at the connections to keep water out
- Ensures a fast high quality installation

SUPERIOR THERMAL PERFORMANCE

- Thermal break in ridge and rafters prevents cold getting to the inside of the rafter.
- Industry leading ridge and rafter U Values
- Best U Value available for double glazing 0.9 w/m²k

DESIGN DETAIL - THE ARCHITECTS CHOICE

- Roof proportionately correct with ridge and hips all 40mm
- Stock lantern pitch 25 degrees

Atlas have followed the most important rules of architectural design and made the internal widths of hip rafters, main rafters, jack rafters and ridge all the same.



T 01932 246000

E weybridge@teamframes.com

ATLAS
MORE SKY LESS ROOF™